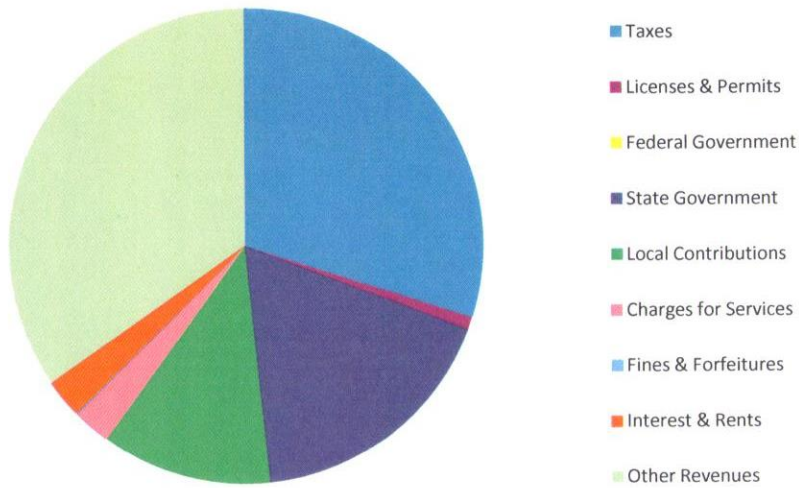


**CITIZEN'S GUIDE TO LOCAL UNIT FINANCES - CITY OF LITCHFIELD (30-2-020)**

**REVENUES**

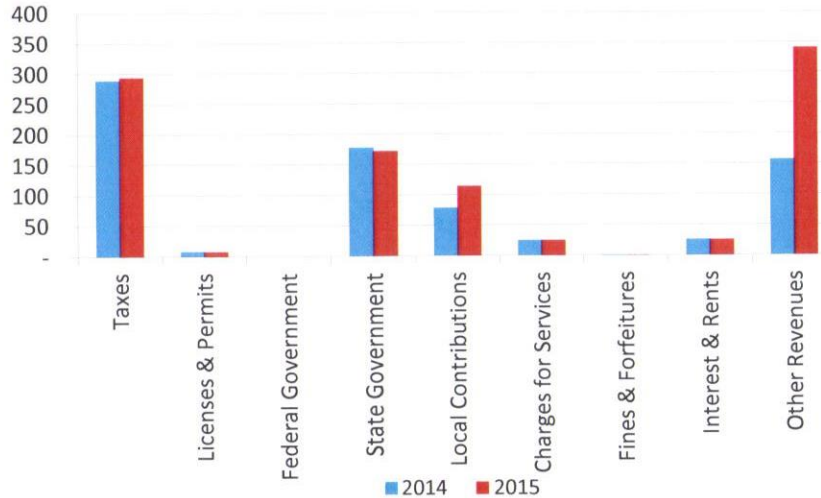
**1. Where our money comes from (all governmental funds)**



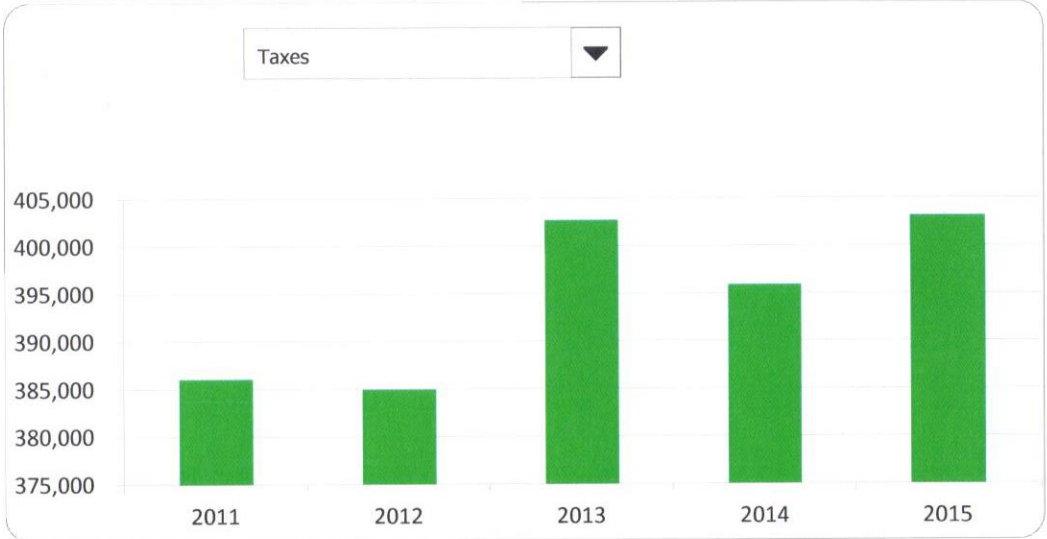
**2. Compared to the prior year**

	<u>2014</u>	<u>2015</u>	<u>% change</u>
Taxes	\$ 395,902	\$ 403,162	1.83%
Licenses & Permits	11,277	11,425	1.31%
Federal Government	-	-	N/A
State Government	243,923	236,572	-3.01%
Local Contributions	107,459	157,222	46.31%
Charges for Services	34,099	34,665	1.66%
Fines & Forfeitures	915	1,111	21.42%
Interest & Rents	35,384	35,733	0.99%
Other Revenues	215,017	466,925	117.16%
<b>Total Revenues</b>	<b>\$ 1,043,976</b>	<b>\$ 1,346,815</b>	<b>29.01%</b>

**3. Revenue sources per capita - compared to the prior year**



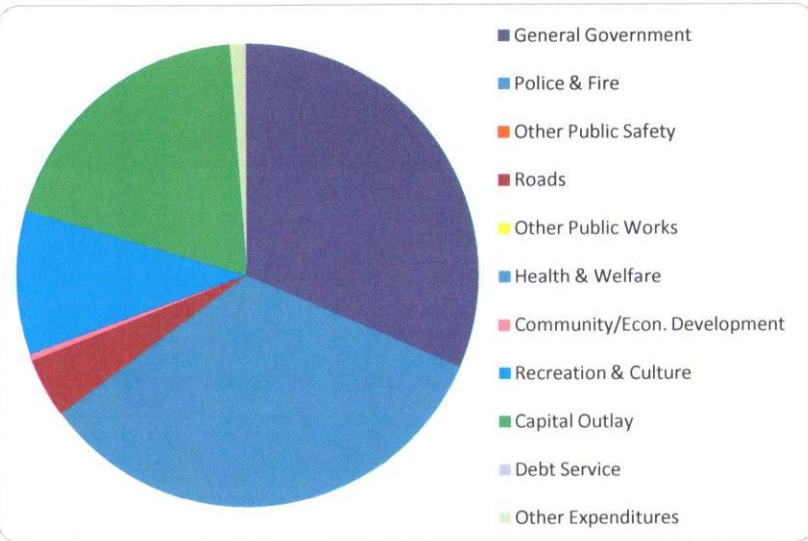
**4. Historical trends of individual sources**



**Commentary:**

For more information on our unit's finances, contact JILL A. HOWARD at (517) 542-2921.

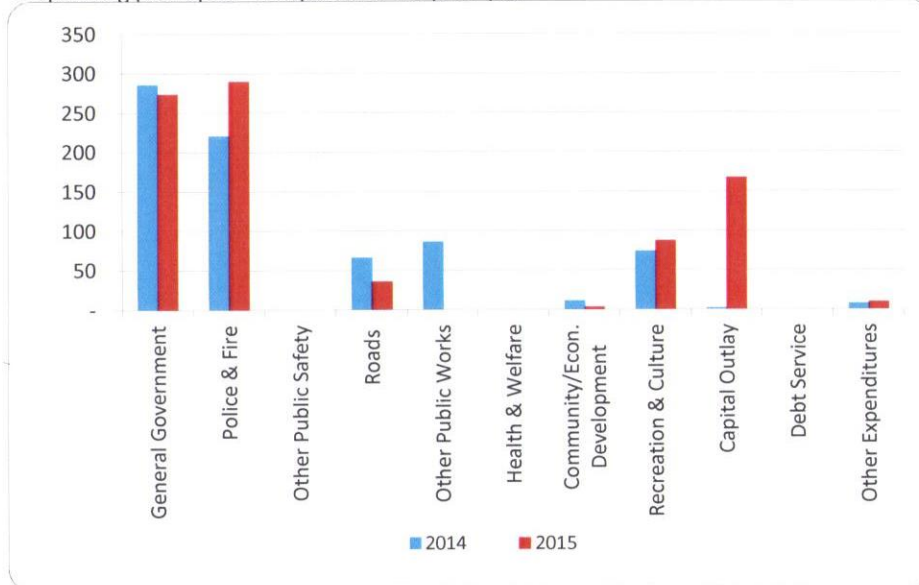
1. Where we spend our money (all governmental funds)



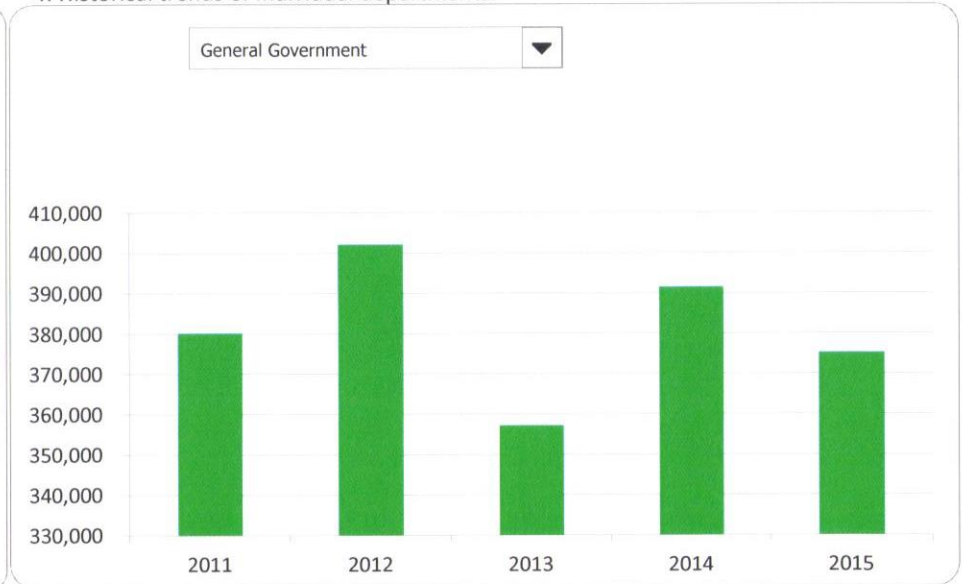
2. Compared to the prior year

	2014	2015	% change
General Government	\$ 391,551	\$ 375,210	-4.17%
Police & Fire	302,559	397,601	31.41%
Other Public Safety	-	-	N/A
Roads	90,924	49,816	-45.21%
Other Public Works	118,132	-	-100.00%
Health & Welfare	-	-	N/A
Community/Econ. Development	15,315	5,251	-65.71%
Recreation & Culture	101,249	119,852	18.37%
Capital Outlay	2,743	229,707	8274.30%
Debt Service	-	-	N/A
Other Expenditures	10,700	13,714	28.17%
<b>Total Expenditures</b>	<b>\$ 1,033,173</b>	<b>\$ 1,191,151</b>	<b>15.29%</b>

3. Spending per capita - compared to the prior year



4. Historical trends of individual departments:



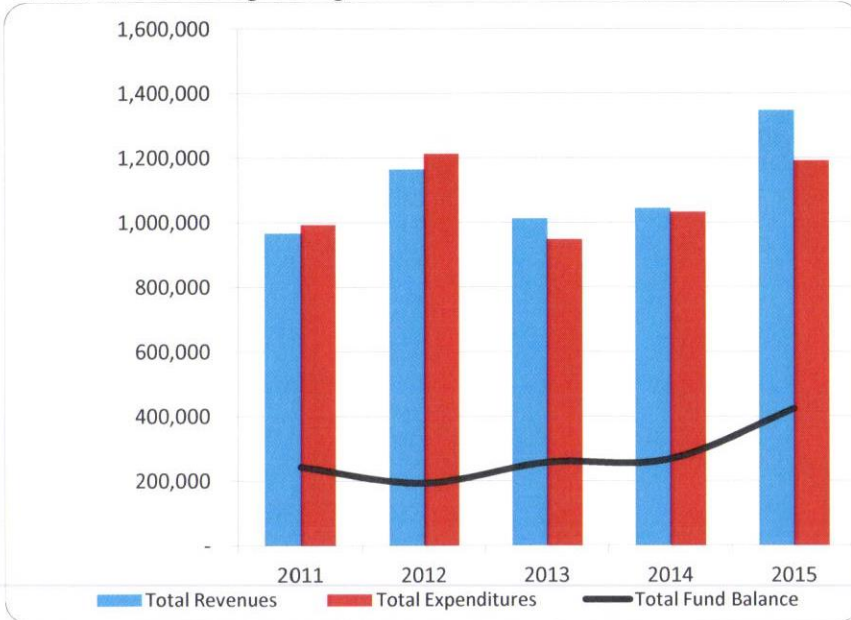
Commentary:

For more information on our unit's finances, contact JILL A. HOWARD at (517) 542-2921.

**CITIZEN'S GUIDE TO LOCAL UNIT FINANCES - CITY OF LITCHFIELD (30-2-020)**

**FINANCIAL POSITION**

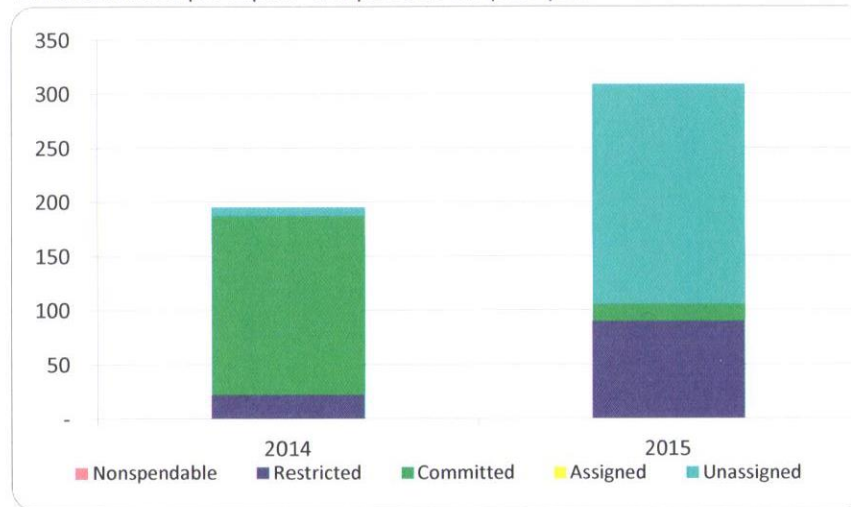
**1. How have we managed our governmental fund resources (fund balance)?**



**2. Compared to the prior year**

	2014	2015	% change
Revenue	1,043,976	1,346,815	29.01%
Expenditures	1,033,173	1,191,151	15.29%
Surplus (shortfall)	10,803	155,664	1340.93%
<b>Fund balance, by component:</b>			
Nonspendable	-	-	N/A
Restricted	30,583	123,118	302.57%
Committed	225,918	21,404	-90.53%
Assigned	-	-	N/A
Unassigned	10,803	278,451	2477.53%
total fund balance	267,304	422,973	58.24%

**3. Fund balance per capita - compared to the prior year**



**4. Historical trends of individual components**



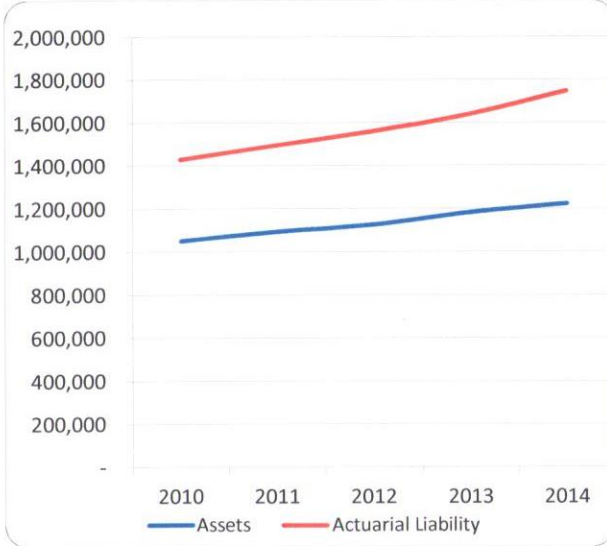
Commentary:

For more information on our unit's finances, contact JILL A. HOWARD at (517) 542-2921.

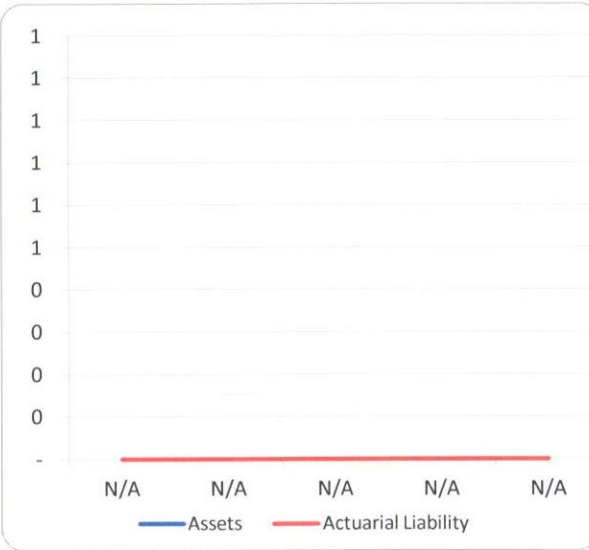
**CITIZEN'S GUIDE TO LOCAL UNIT FINANCES - CITY OF LITCHFIELD (30-2-020)**

**OTHER LONG TERM OBLIGATIONS**

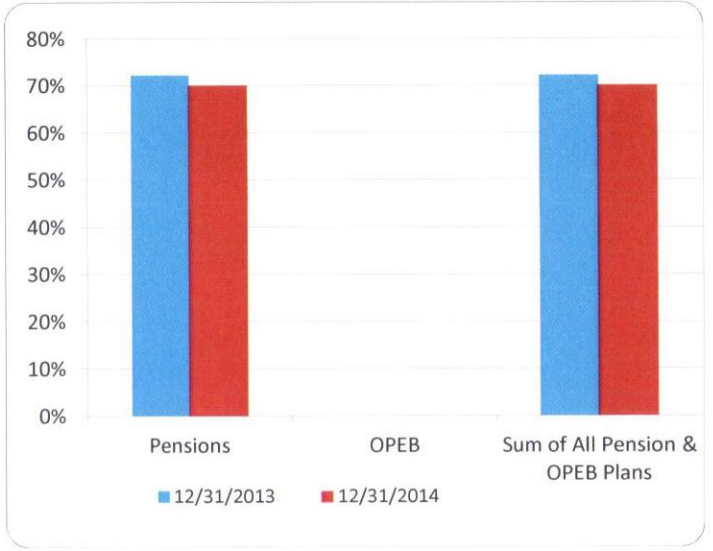
1. Pension funding status



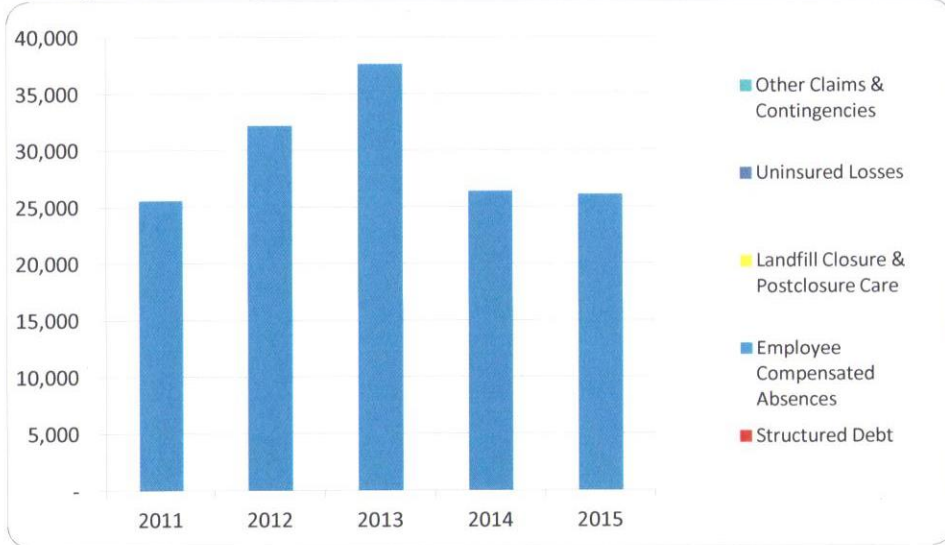
2. Retiree Health care funding status



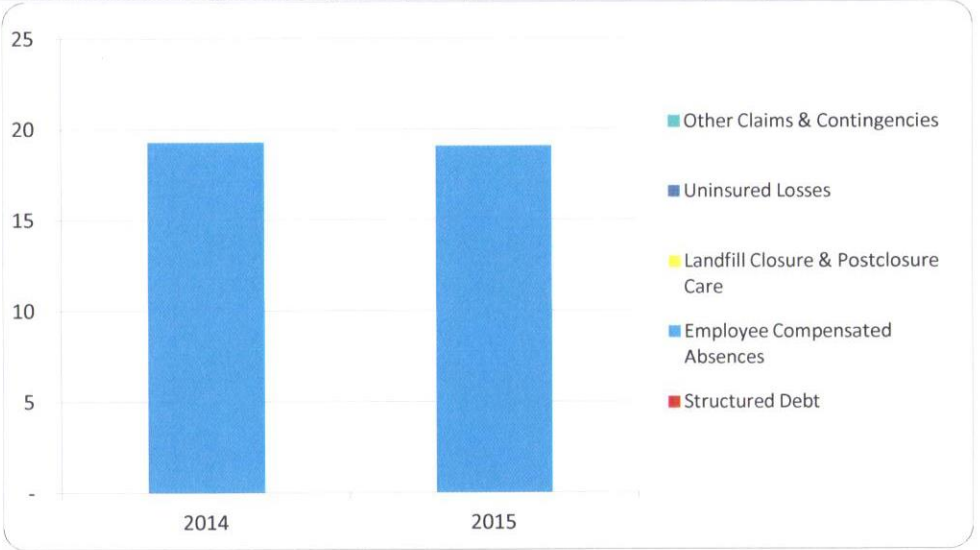
3. Percent funded - compared to the prior year



4. Long Term Debt obligations:



5. Debt & other long term obligations per capita - compared to the prior year



Commentary:

For more information on our unit's finances, contact JILL A. HOWARD at (517) 542-2921.