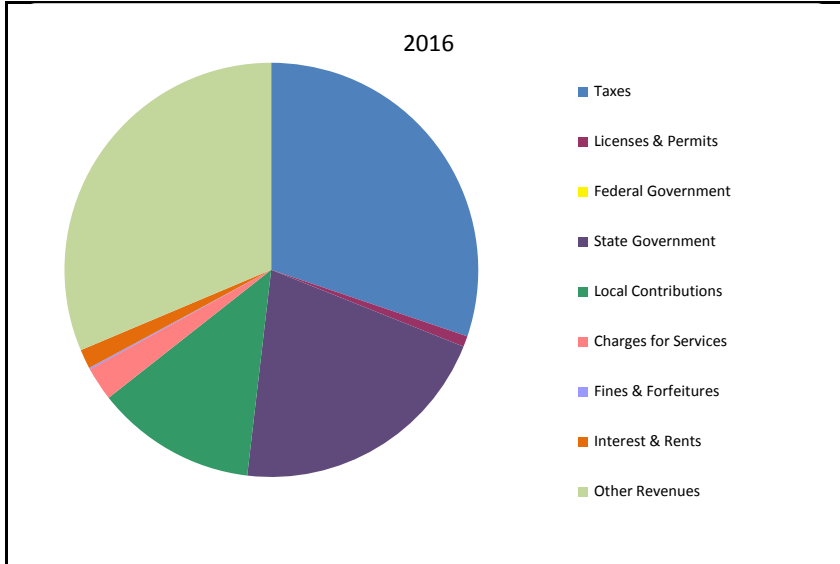


CITIZENS' GUIDE TO LOCAL UNIT FINANCES - CITY OF LITCHFIELD (30-2-020)

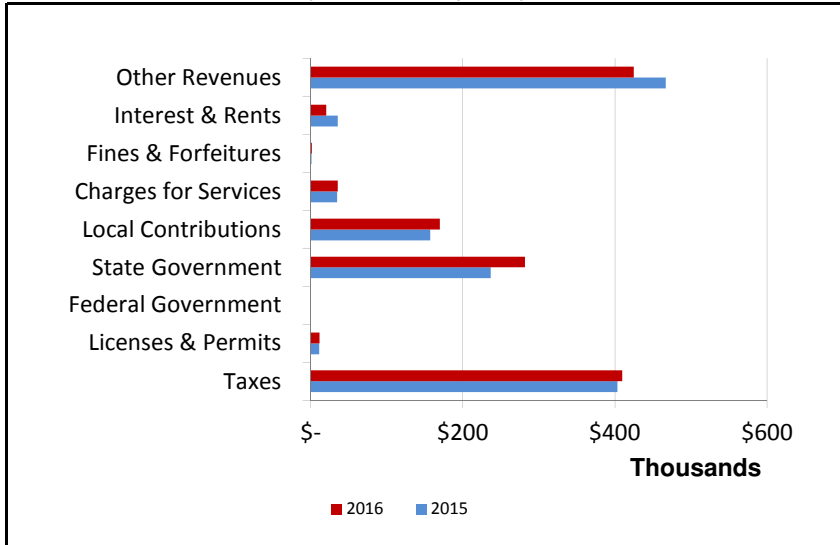
1. Where our money comes from (all governmental funds)



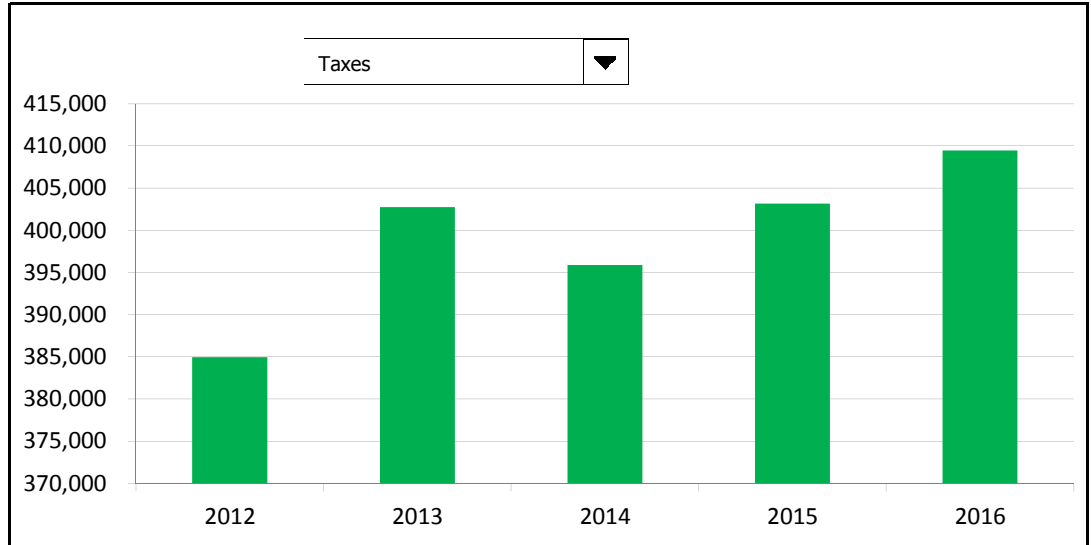
2. Compared to the prior year

	2015	2016	Change
Taxes	\$ 403,162	\$ 409,451	1.56%
Licenses & Permits	\$ 11,425	\$ 11,493	0.59%
Federal Government	\$ -	\$ -	N/A
State Government	\$ 236,572	\$ 281,845	19.14%
Local Contributions	\$ 157,222	\$ 169,826	8.02%
Charges for Services	\$ 34,665	\$ 35,696	2.97%
Fines & Forfeitures	\$ 1,111	\$ 1,490	34.10%
Interest & Rents	\$ 35,733	\$ 20,660	-42.18%
Other Revenues	\$ 466,925	\$ 424,859	-9.01%
Total Revenues	\$ 1,346,815	\$ 1,355,319	0.63%

3. Revenue sources - compared to the prior year



4. Historical trends of individual sources

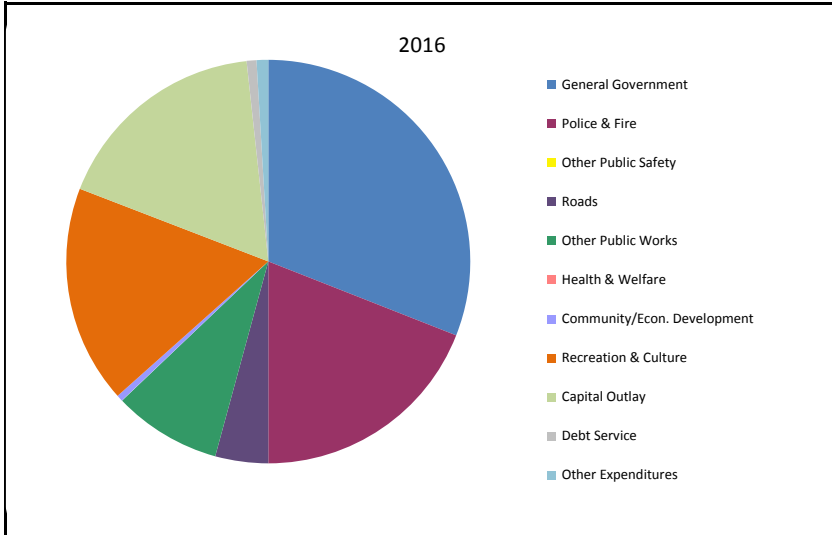


Commentary:

For more information on our unit's finances, contact Jill A. Barrett at (517) 542-2921.

CITIZENS' GUIDE TO LOCAL UNIT FINANCES - CITY OF LITCHFIELD (30-2-020)

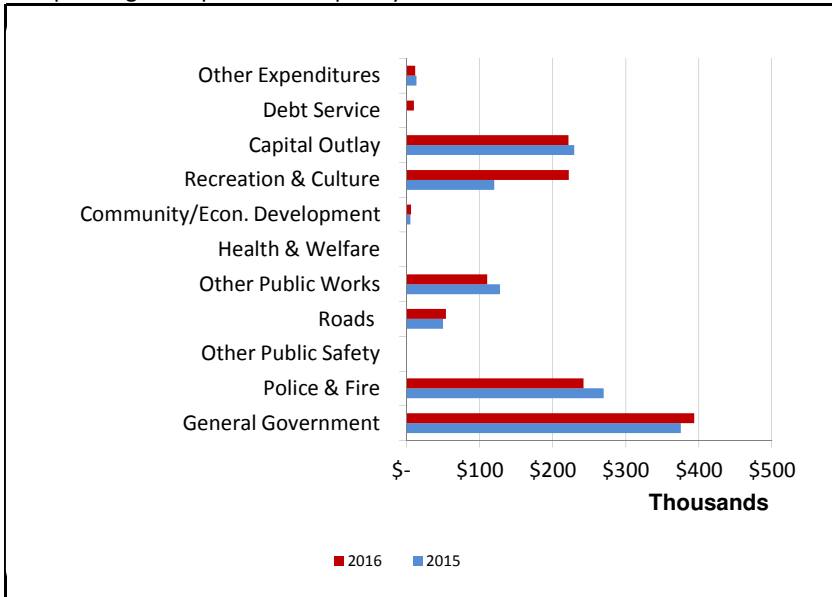
1. Where we spend our money (all governmental funds)



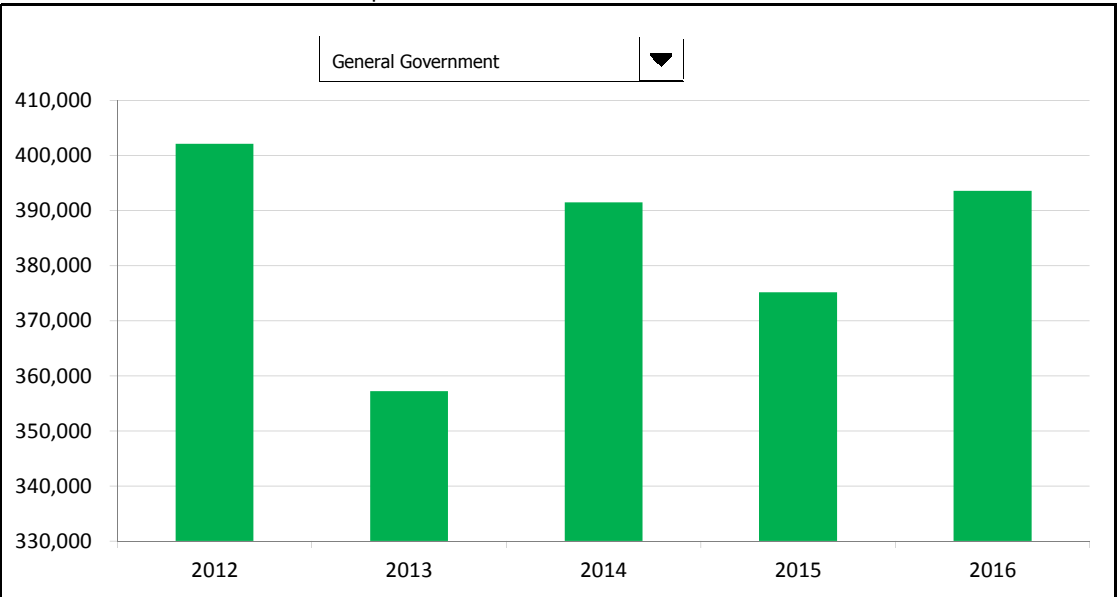
2. Compared to the prior year

	2015	2016	Change
General Government	\$ 375,210	\$ 393,627	4.91%
Police & Fire	\$ 269,626	\$ 242,335	-10.12%
Other Public Safety	\$ -	\$ -	N/A
Roads	\$ 49,816	\$ 53,934	8.27%
Other Public Works	\$ 127,975	\$ 110,287	-13.82%
Health & Welfare	\$ -	\$ -	N/A
Community/Econ. Development	\$ 5,251	\$ 6,320	20.36%
Recreation & Culture	\$ 119,852	\$ 222,120	85.33%
Capital Outlay	\$ 229,707	\$ 221,397	-3.62%
Debt Service	\$ -	\$ 10,000	N/A
Other Expenditures	\$ 13,714	\$ 11,900	-13.23%
Total Expenditures	\$ 1,191,151	\$ 1,271,919	6.78%

3. Spending - compared to the prior year



4. Historical trends of individual departments:

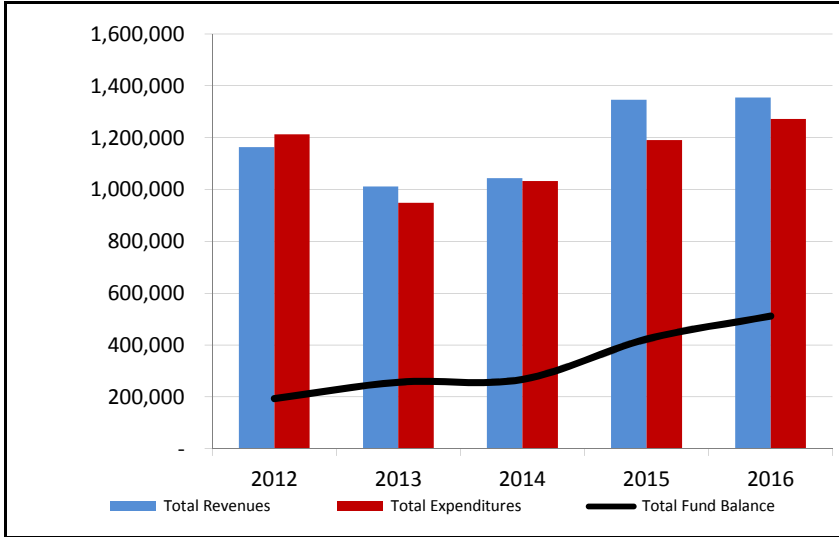


Commentary:

For more information on our unit's finances, contact Jill A. Barrett at (517) 542-2921.

CITIZENS' GUIDE TO LOCAL UNIT FINANCES - CITY OF LITCHFIELD (30-2-020)

1. How have we managed our governmental fund resources (fund balance)

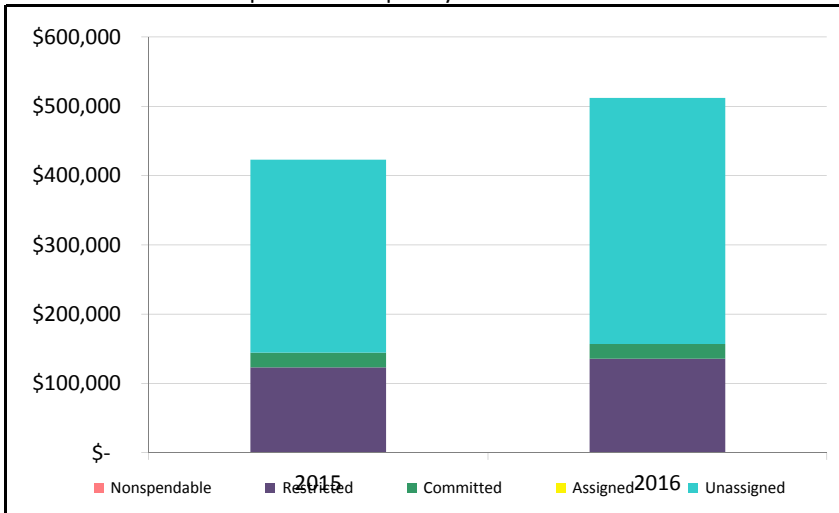


2. Compared to the prior year

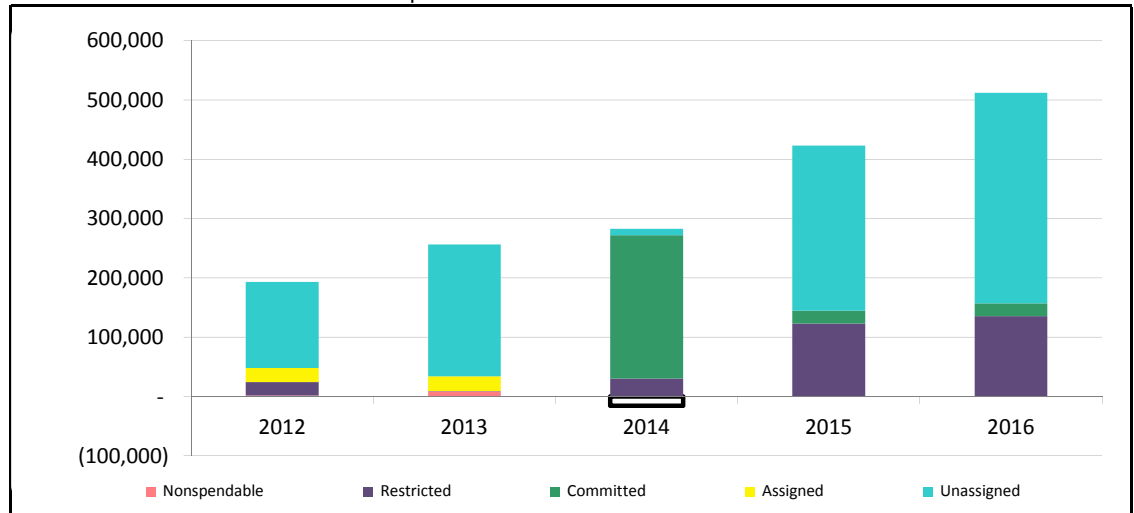
	2015	2016	Change
Revenues	\$ 1,346,815	\$ 1,355,319	0.63%
Expenditures	\$ 1,191,151	\$ 1,271,919	6.78%
Surplus (Shortfall)	\$ 155,664	\$ 83,399	-46.42%

Fund balance, by component:	2015	2016	Change
Nonspendable	\$ -	\$ -	N/A
Restricted	\$ 123,118	\$ 135,447	10.01%
Committed	\$ 21,404	\$ 21,484	0.37%
Assigned	\$ -	\$ -	N/A
Unassigned	\$ 278,451	\$ 355,221	27.57%
Total Fund Balance	\$ 422,973	\$ 512,152	21.08%

3. Fund balance - compared to the prior year



4. Historical trends of individual components

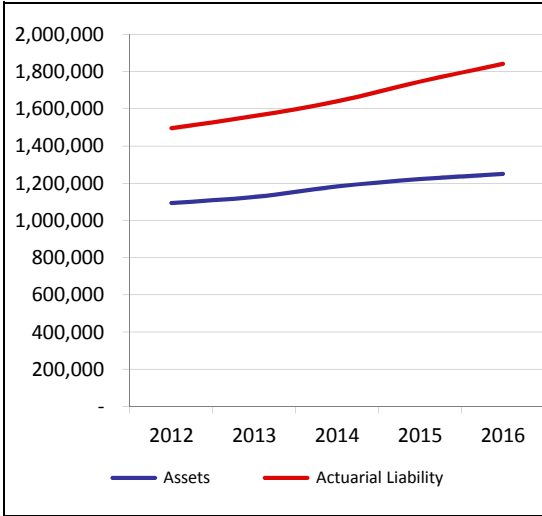


Commentary:

For more information on our unit's finances, contact Jill A. Barrett at (517) 542-2921.

CITIZENS' GUIDE TO LOCAL UNIT FINANCES - CITY OF LITCHFIELD (30-2-020)

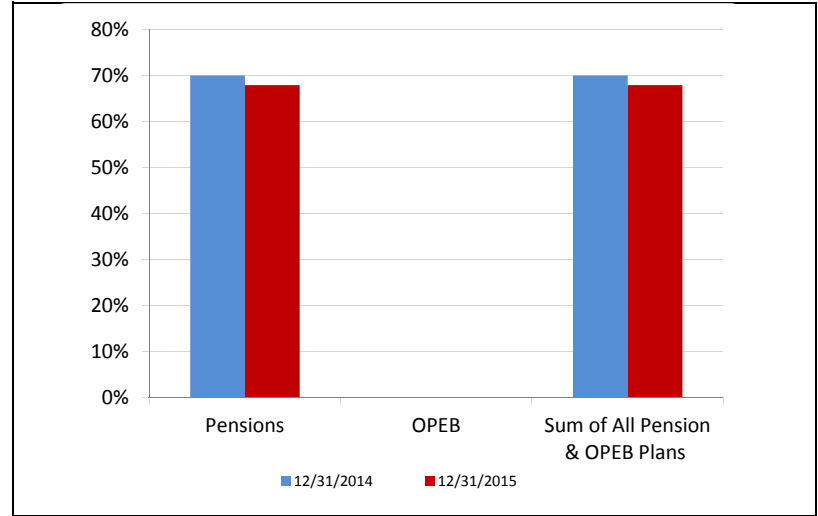
1. Pension funding status



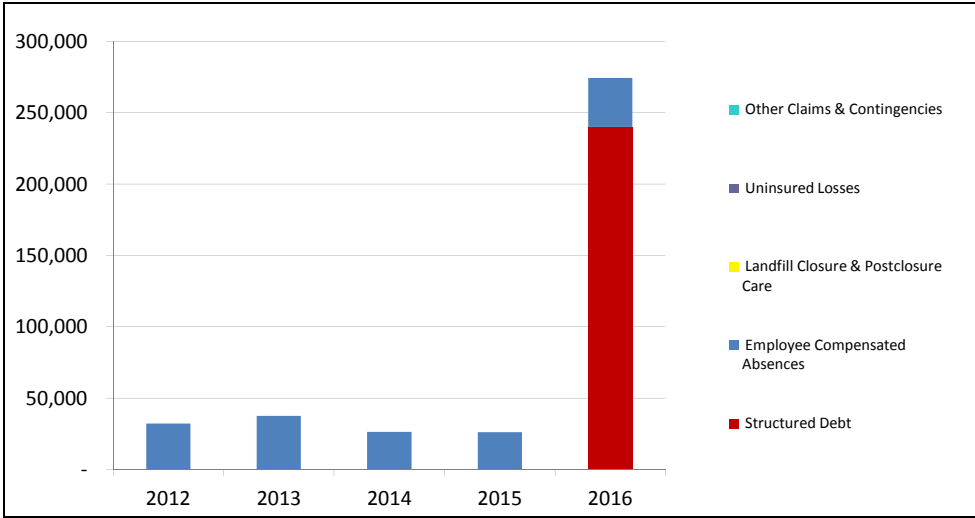
2. Retiree Health care funding status



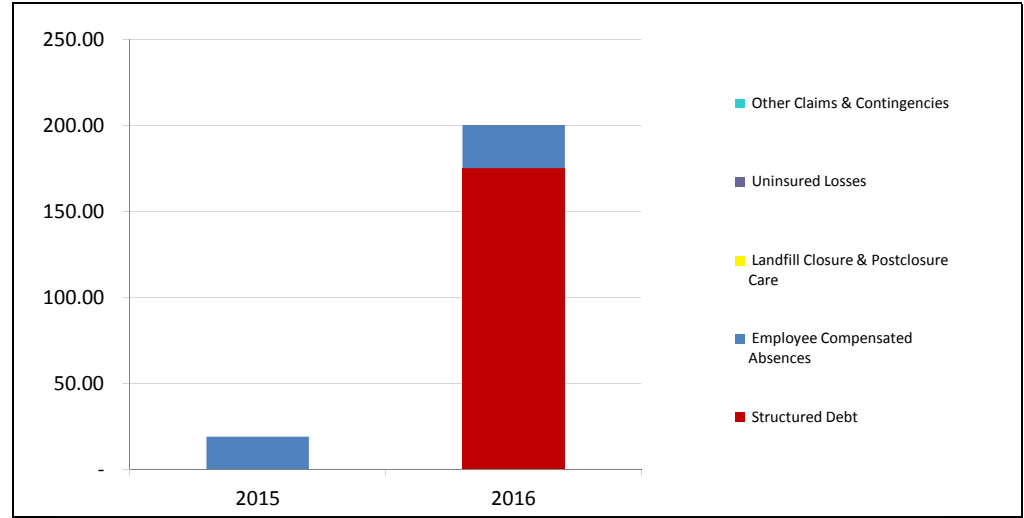
3. Percent funded - compared to the prior year



4. Long Term Debt obligations:



5. Debt & other long term obligations per capita - compared to the prior year



Commentary:

For more information on our unit's finances, contact Jill A. Barrett at (517) 542-2921.