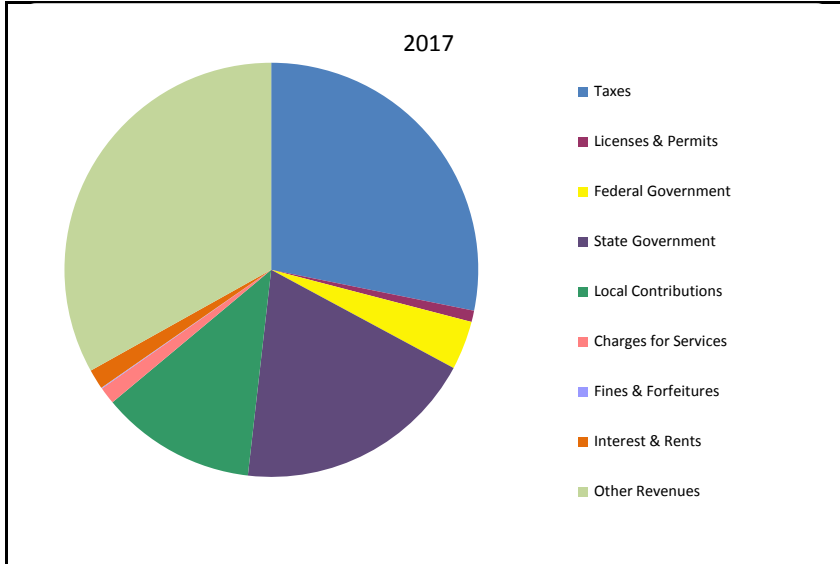


CITIZENS' GUIDE TO LOCAL UNIT FINANCES - CITY OF LITCHFIELD (30-2-020)

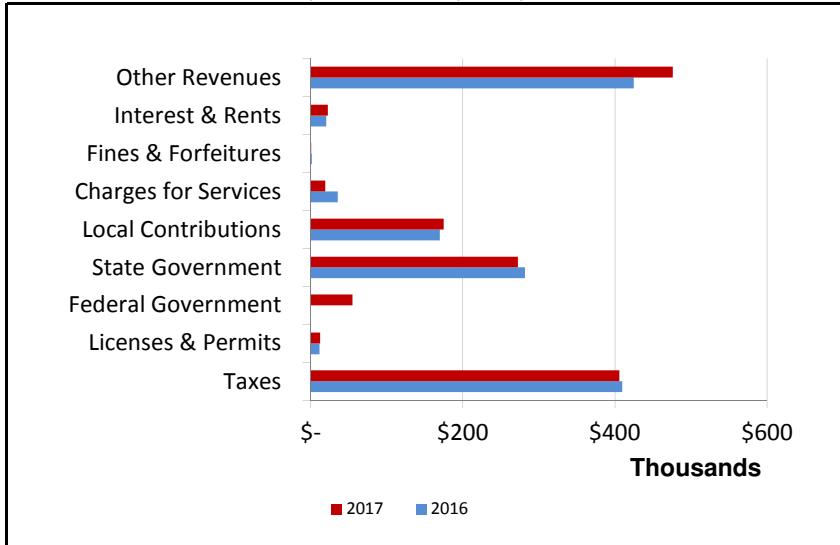
1. Where our money comes from (all governmental funds)



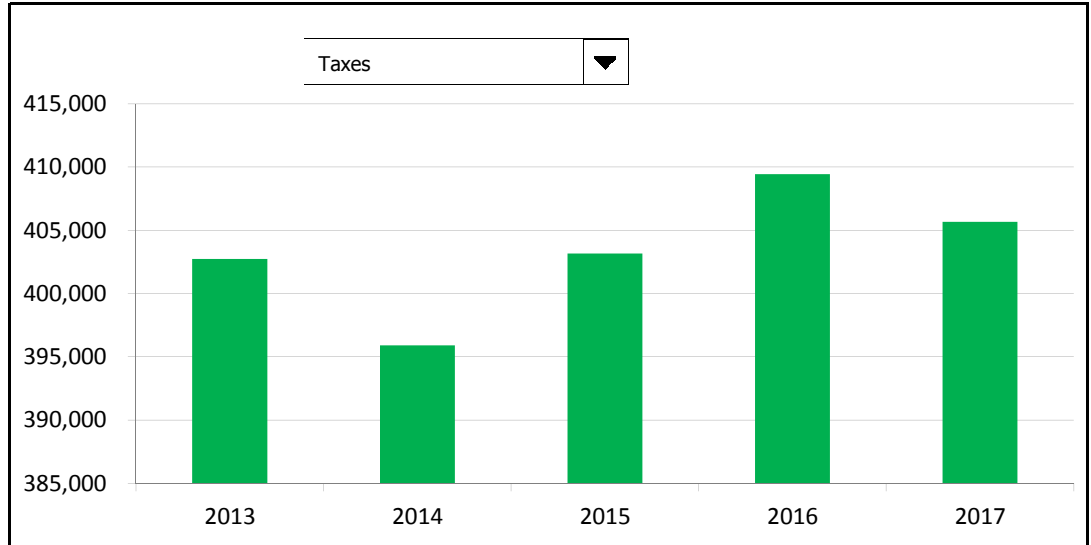
2. Compared to the prior year

	2016	2017	Change
Taxes	\$ 409,451	\$ 405,667	-0.92%
Licenses & Permits	\$ 11,493	\$ 12,525	8.98%
Federal Government	\$ -	\$ 55,000	N/A
State Government	\$ 281,845	\$ 272,587	-3.28%
Local Contributions	\$ 169,826	\$ 174,722	2.88%
Charges for Services	\$ 35,696	\$ 19,242	-46.09%
Fines & Forfeitures	\$ 1,490	\$ 749	-49.74%
Interest & Rents	\$ 20,660	\$ 22,664	9.70%
Other Revenues	\$ 424,859	\$ 476,308	12.11%
Total Revenues	\$ 1,355,319	\$ 1,439,464	6.21%

3. Revenue sources - compared to the prior year



4. Historical trends of individual sources

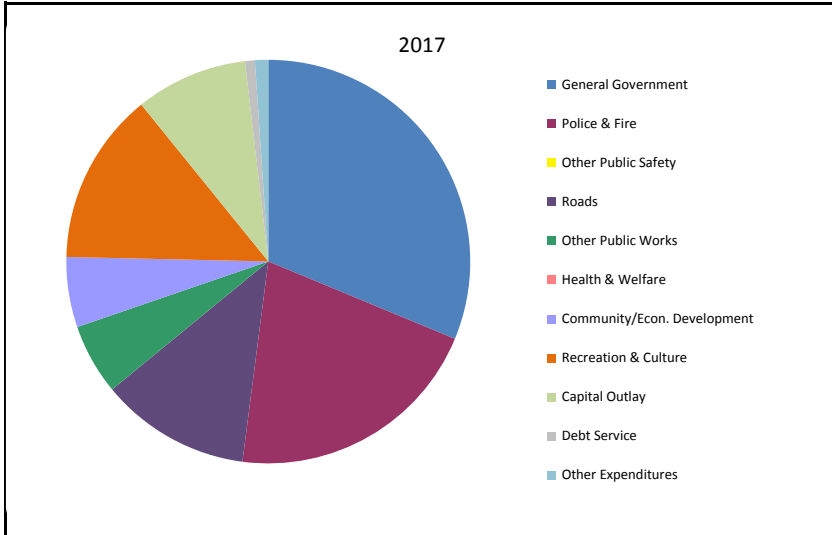


Commentary:

For more information on our unit's finances, contact Jill A. Barrett at (517) 542-2921.

CITIZENS' GUIDE TO LOCAL UNIT FINANCES - CITY OF LITCHFIELD (30-2-020)

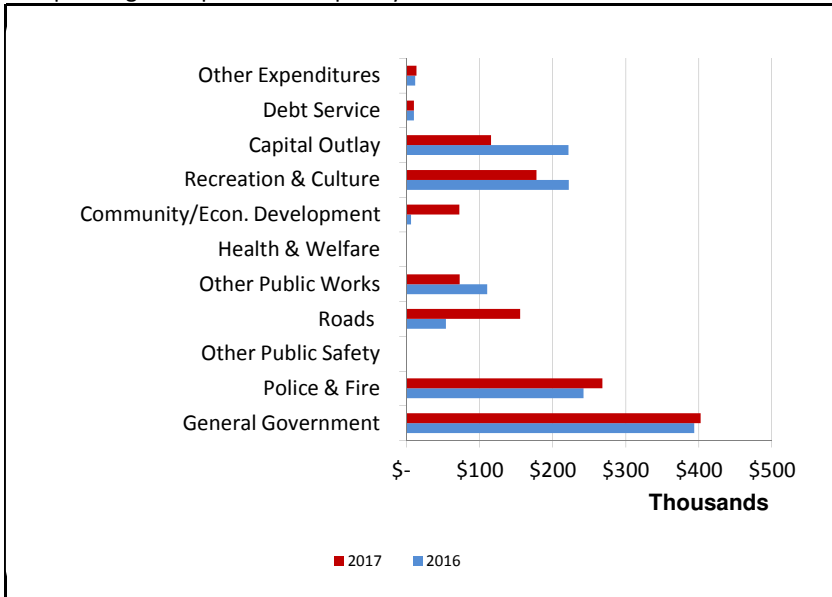
1. Where we spend our money (all governmental funds)



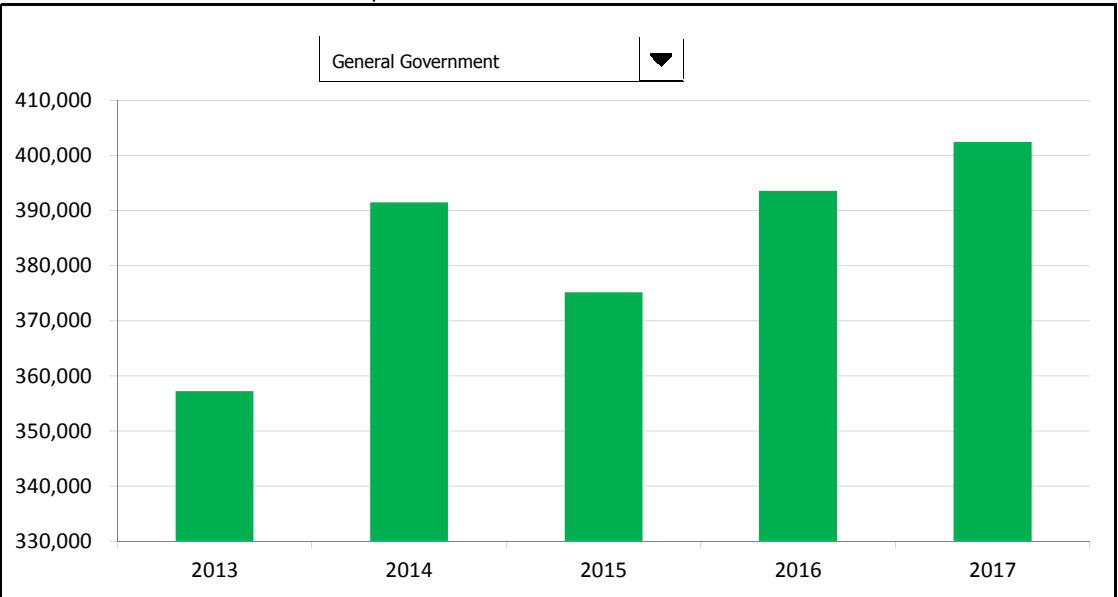
2. Compared to the prior year

	2016	2017	Change
General Government	\$ 393,627	\$ 402,526	2.26%
Police & Fire	\$ 242,335	\$ 267,886	10.54%
Other Public Safety	\$ -	\$ -	N/A
Roads	\$ 53,934	\$ 155,282	187.91%
Other Public Works	\$ 110,287	\$ 72,816	-33.98%
Health & Welfare	\$ -	\$ -	N/A
Community/Econ. Development	\$ 6,320	\$ 72,483	1046.83%
Recreation & Culture	\$ 222,120	\$ 177,827	-19.94%
Capital Outlay	\$ 221,397	\$ 115,697	-47.74%
Debt Service	\$ 10,000	\$ 10,000	0.00%
Other Expenditures	\$ 11,900	\$ 13,800	15.97%
Total Expenditures	\$ 1,271,919	\$ 1,288,317	1.29%

3. Spending - compared to the prior year



4. Historical trends of individual departments:

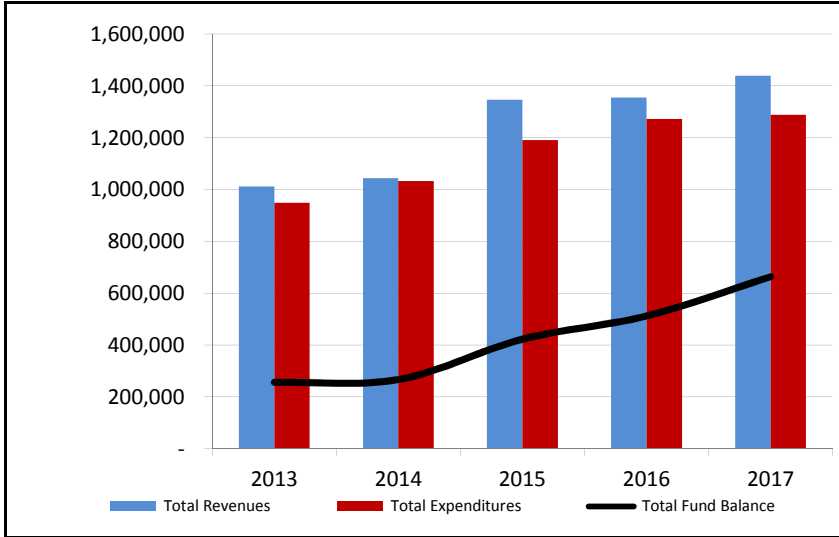


Commentary:

For more information on our unit's finances, contact Jill A. Barrett at (517) 542-2921.

CITIZENS' GUIDE TO LOCAL UNIT FINANCES - CITY OF LITCHFIELD (30-2-020)

1. How have we managed our governmental fund resources (fund balance)

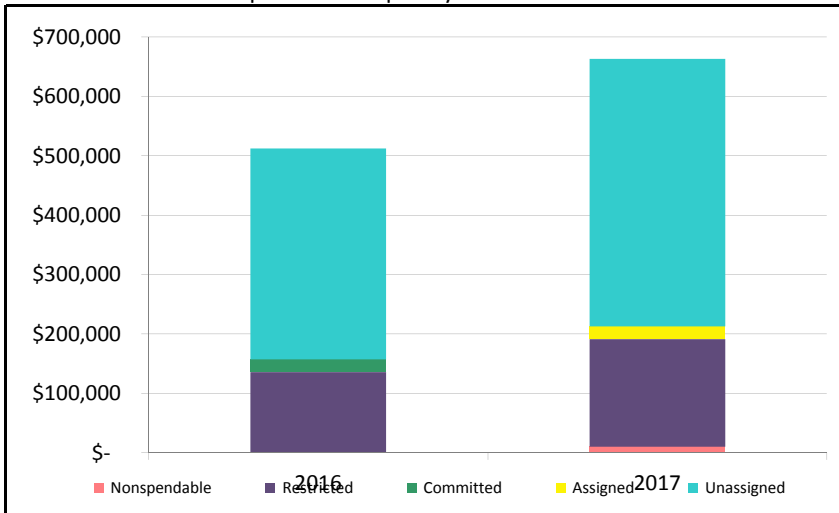


2. Compared to the prior year

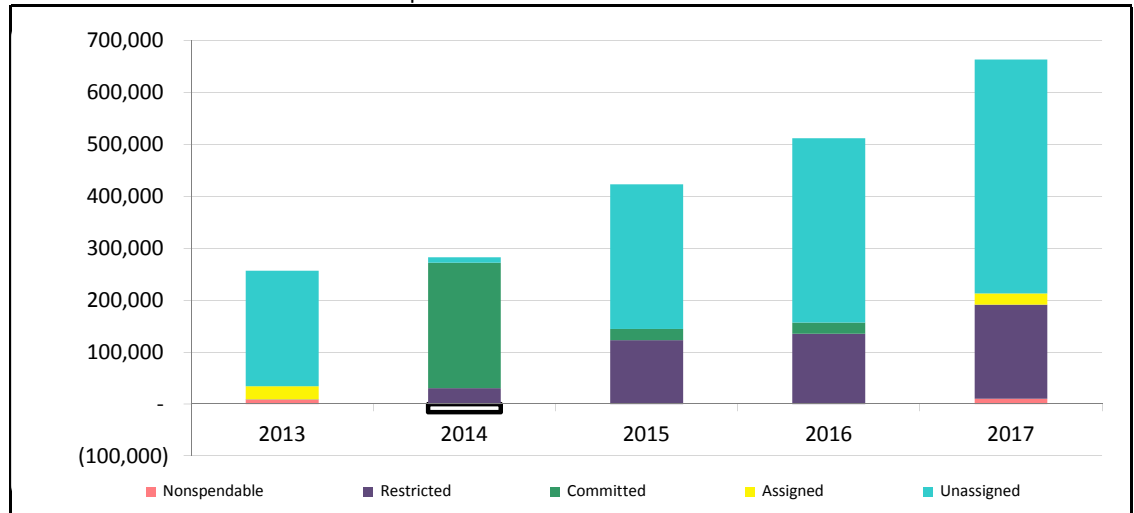
	2016	2017	Change
Revenues	\$ 1,355,319	\$ 1,439,464	6.21%
Expenditures	\$ 1,271,919	\$ 1,288,317	1.29%
Surplus (Shortfall)	\$ 83,400	\$ 151,147	81.23%

Fund balance, by component:	2016	2017	Change
Nonspendable	\$ -	\$ 10,107	N/A
Restricted	\$ 135,447	\$ 181,153	33.74%
Committed	\$ 21,484	\$ -	-100.00%
Assigned	\$ -	\$ 21,648	N/A
Unassigned	\$ 355,221	\$ 450,390	26.79%
Total Fund Balance	\$ 512,152	\$ 663,298	29.51%

3. Fund balance - compared to the prior year



4. Historical trends of individual components

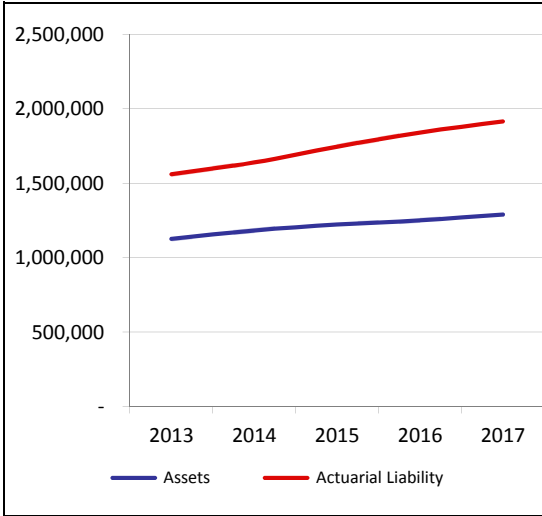


Commentary:

For more information on our unit's finances, contact Jill A. Barrett at (517) 542-2921.

CITIZENS' GUIDE TO LOCAL UNIT FINANCES - CITY OF LITCHFIELD (30-2-020)

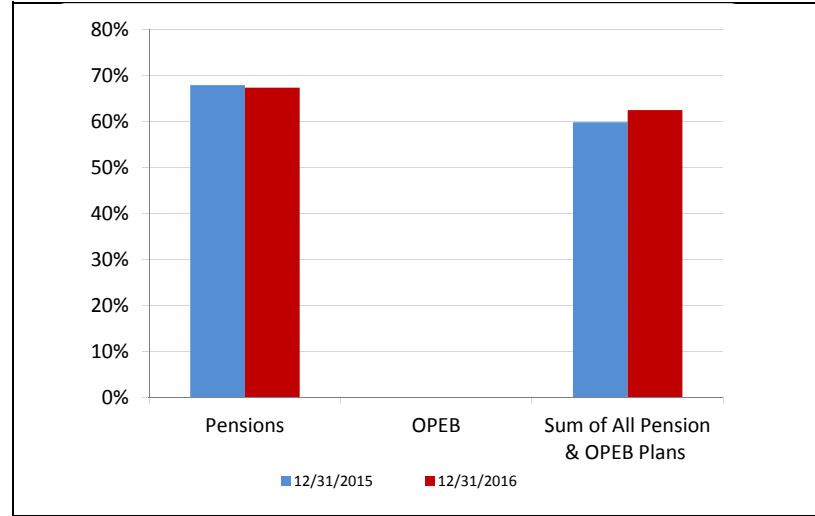
1. Pension funding status



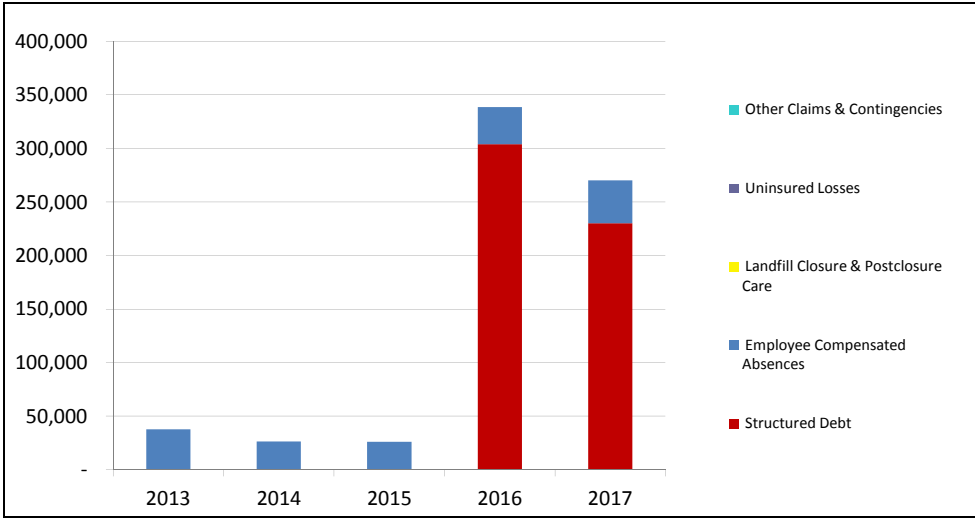
2. Retiree Health care funding status



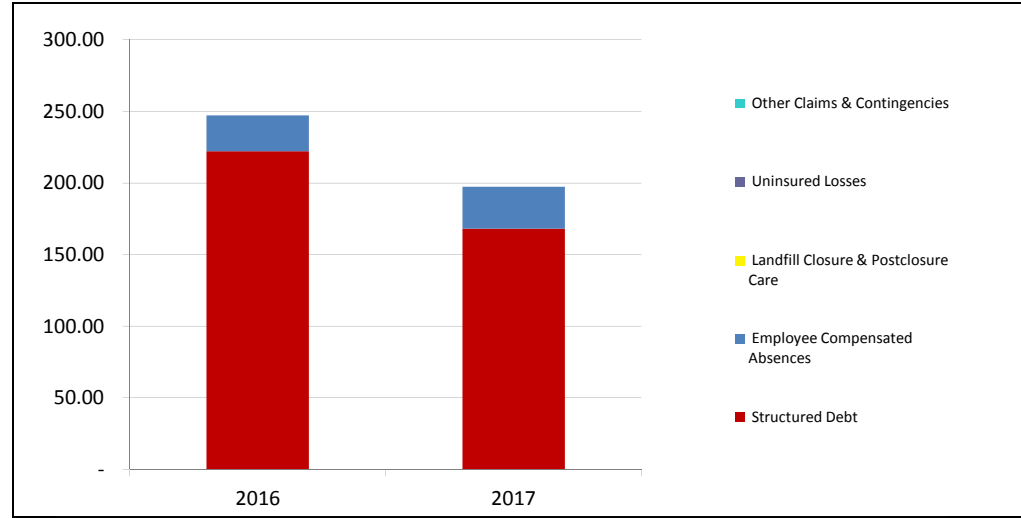
3. Percent funded - compared to the prior year



4. Long Term Debt obligations:



5. Debt & other long term obligations per capita - compared to the prior year



Commentary:

For more information on our unit's finances, contact Jill A. Barrett at (517) 542-2921.