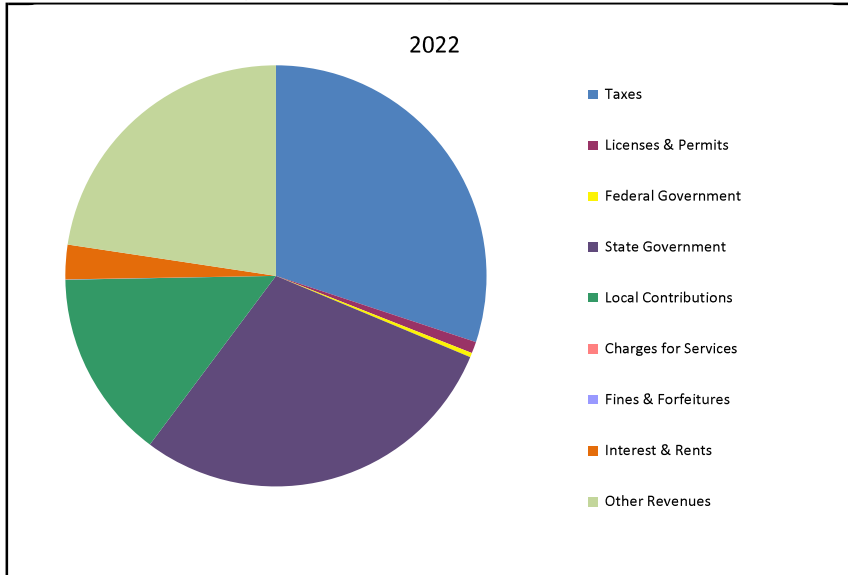


## CITIZENS' GUIDE TO LOCAL UNIT FINANCES - CITY OF LITCHFIELD (30-2-020)

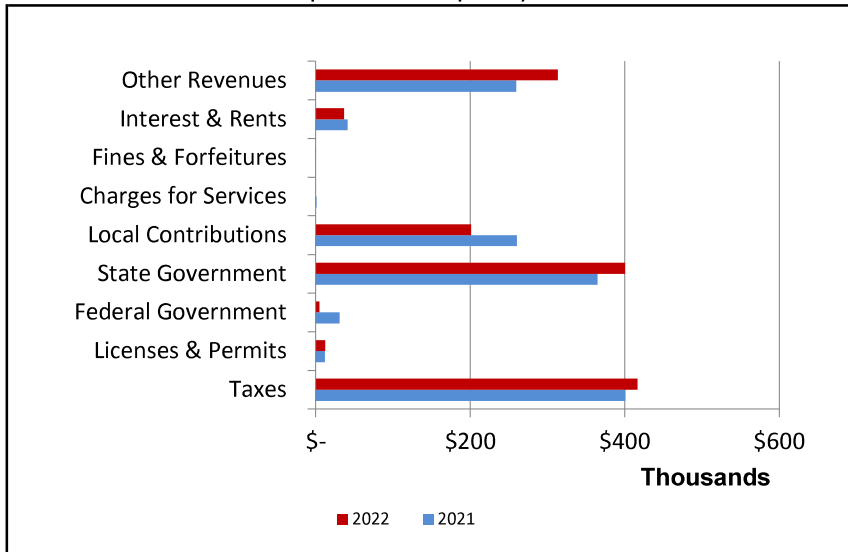
### 1. Where our money comes from (all governmental funds)



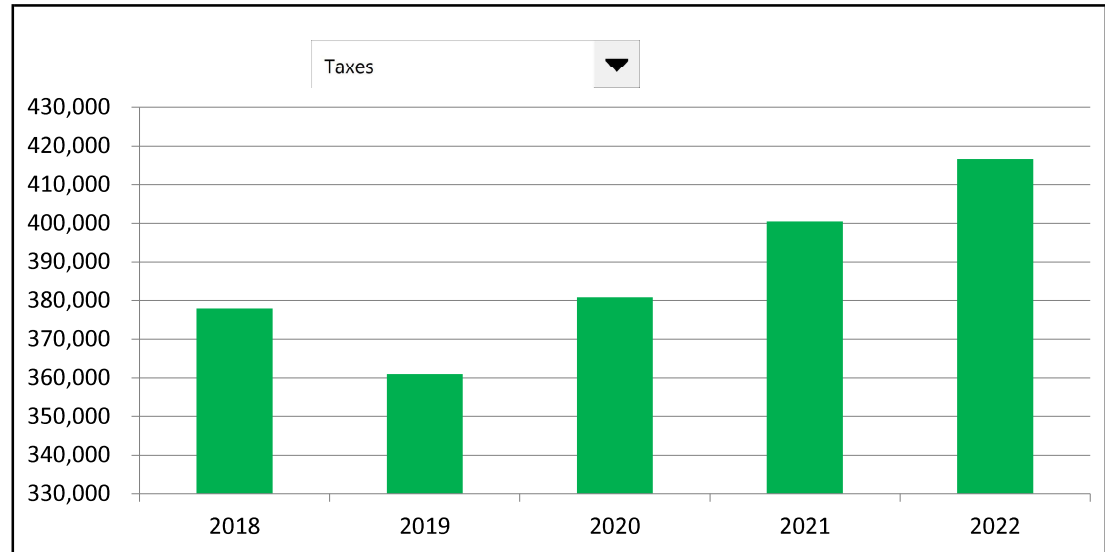
### 2. Compared to the prior year

	2021	2022	Change
Taxes	\$ 400,422	\$ 416,701	4.07%
Licenses & Permits	\$ 11,651	\$ 12,297	5.54%
Federal Government	\$ 30,696	\$ 4,584	-85.07%
State Government	\$ 364,846	\$ 400,373	9.74%
Local Contributions	\$ 260,485	\$ 200,935	-22.86%
Charges for Services	\$ 1,165	\$ -	-100.00%
Fines & Forfeitures	\$ 448	\$ 153	-65.90%
Interest & Rents	\$ 41,237	\$ 36,782	-10.80%
Other Revenues	\$ 259,896	\$ 313,287	20.54%
<b>Total Revenues</b>	<b>\$ 1,370,846</b>	<b>\$ 1,385,112</b>	<b>1.04%</b>

### 3. Revenue sources - compared to the prior year



### 4. Historical trends of individual sources

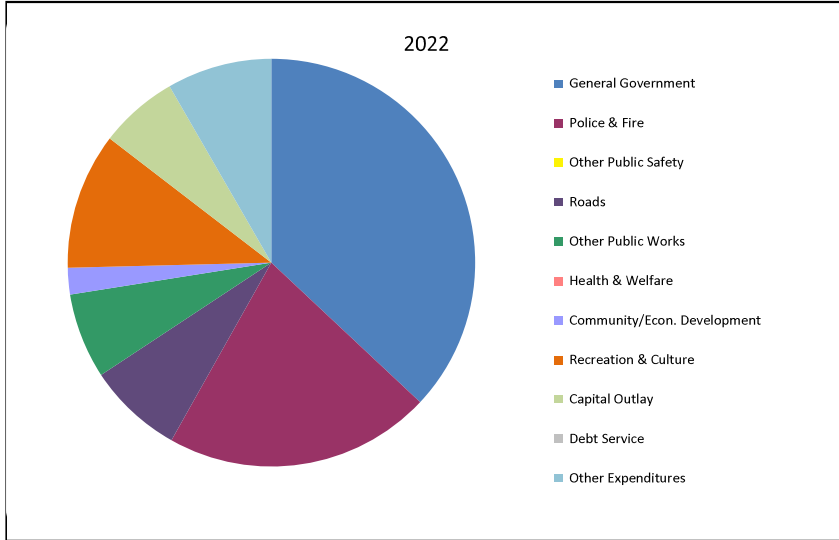


### Commentary:

For more information on our unit's finances, contact Jill A. Barrett at (517) 542-2921 ext.123.

## CITIZENS' GUIDE TO LOCAL UNIT FINANCES - CITY OF LITCHFIELD (30-2-020)

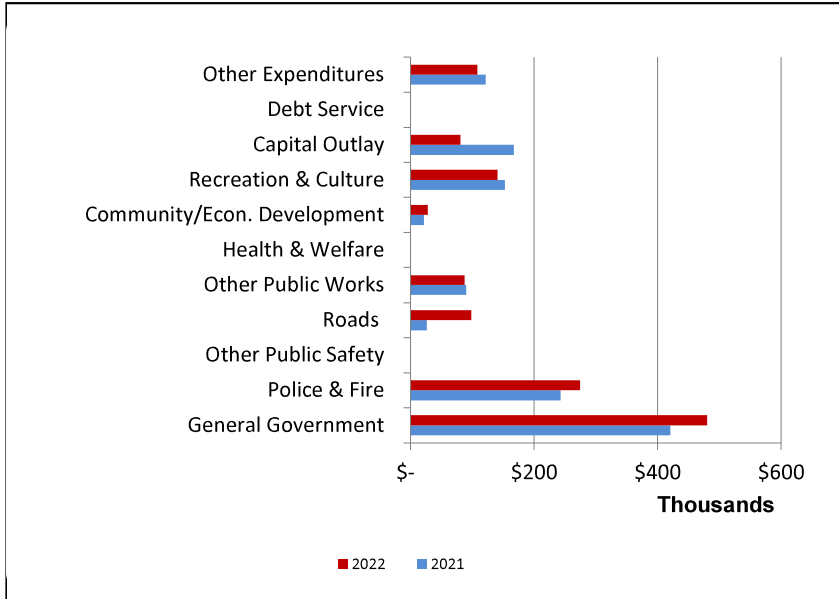
### 1. Where we spend our money (all governmental funds)



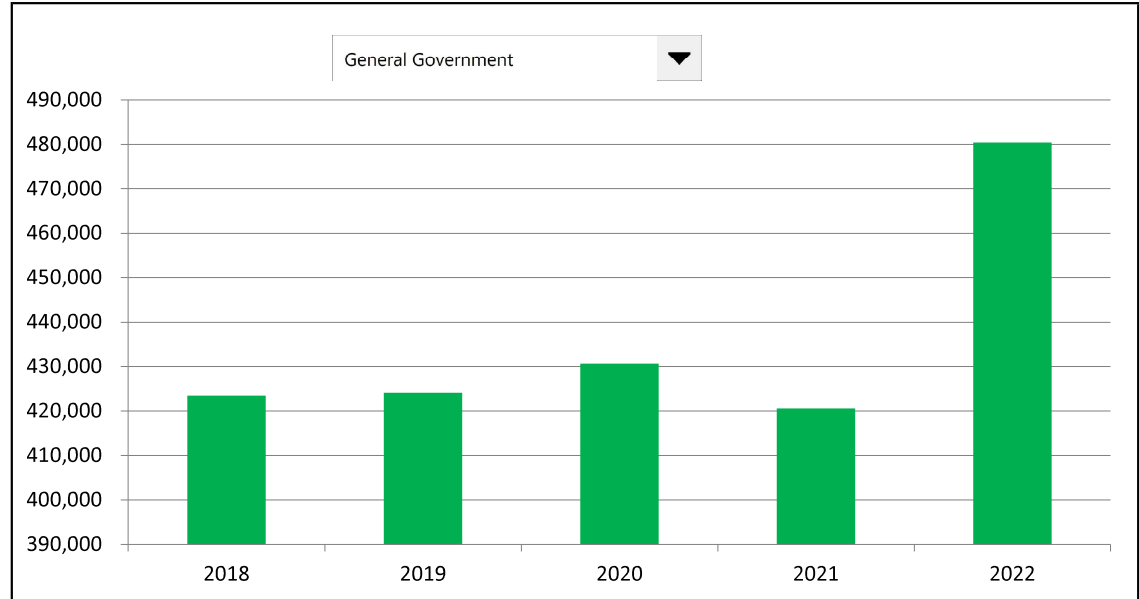
### 2. Compared to the prior year

	2021	2022	Change
General Government	\$ 420,620	\$ 480,459	14.23%
Police & Fire	\$ 243,288	\$ 274,857	12.98%
Other Public Safety	\$ -	\$ -	N/A
Roads	\$ 25,969	\$ 98,204	278.16%
Other Public Works	\$ 90,193	\$ 87,707	-2.76%
Health & Welfare	\$ -	\$ -	N/A
Community/Econ. Development	\$ 21,590	\$ 27,599	27.83%
Recreation & Culture	\$ 152,830	\$ 140,475	-8.08%
Capital Outlay	\$ 167,304	\$ 80,977	-51.60%
Debt Service	\$ -	\$ -	N/A
Other Expenditures	\$ 121,581	\$ 108,169	-11.03%
<b>Total Expenditures</b>	<b>\$ 1,243,374</b>	<b>\$ 1,298,448</b>	<b>4.43%</b>

### 3. Spending - compared to the prior year



### 4. Historical trends of individual departments:

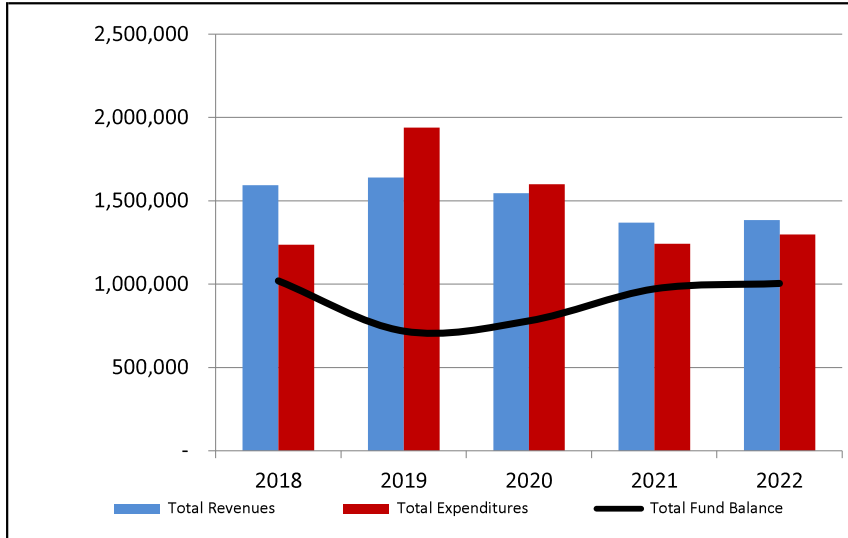


Commentary:

For more information on our unit's finances, contact Jill A. Barrett at (517) 542-2921 ext.123.

## CITIZENS' GUIDE TO LOCAL UNIT FINANCES - CITY OF LITCHFIELD (30-2-020)

### 1. How have we managed our governmental fund resources (fund balance)

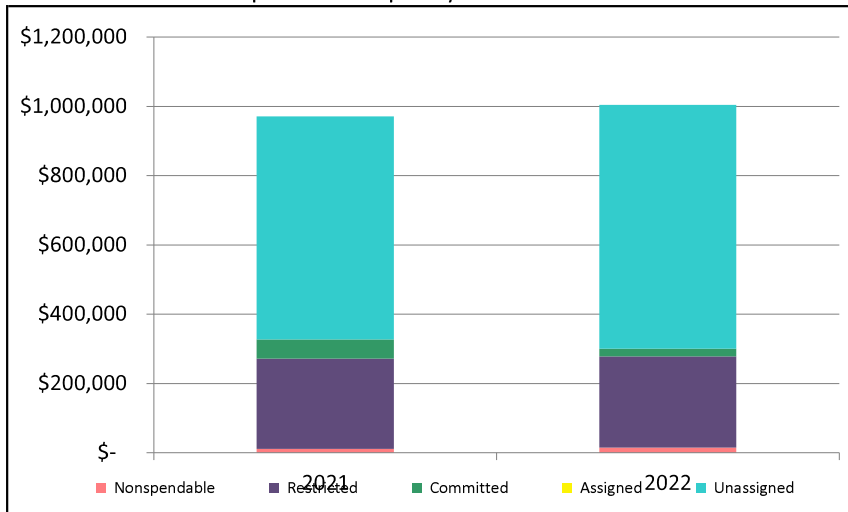


### 2. Compared to the prior year

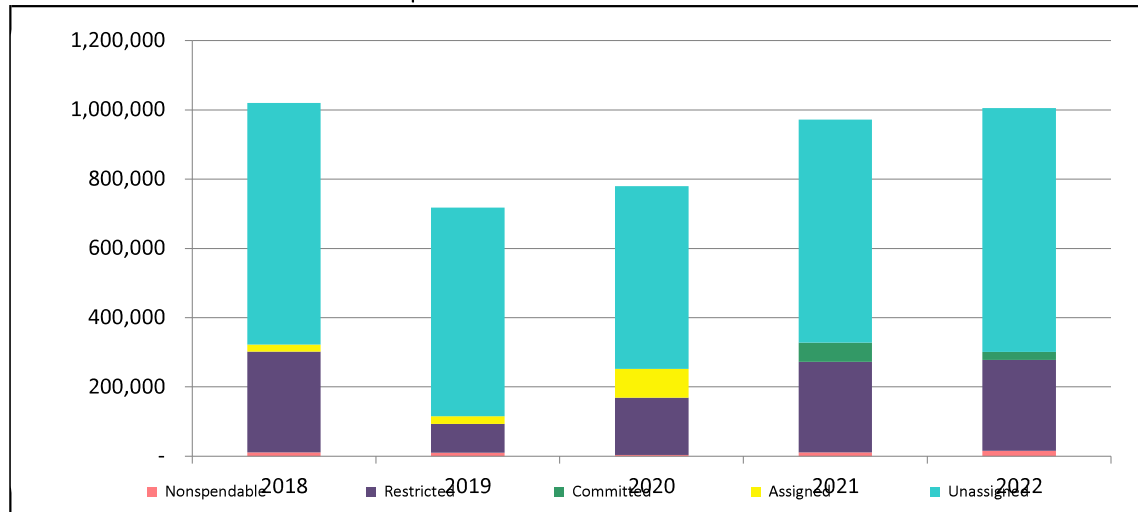
	2021	2022	Change
Revenues	\$ 1,370,846	\$ 1,385,112	1.04%
Expenditures	\$ 1,243,374	\$ 1,298,448	4.43%
Surplus (Shortfall)	\$ 127,472	\$ 86,664	-32.01%

Fund balance, by component:	2021	2022	Change
Nonspendable	\$ 11,546	\$ 15,149	31.21%
Restricted	\$ 260,620	\$ 262,574	0.75%
Committed	\$ 54,985	\$ 22,975	-58.22%
Assigned	\$ -	\$ -	N/A
Unassigned	\$ 644,348	\$ 704,184	9.29%
Total Fund Balance	\$ 971,499	\$ 1,004,883	3.44%

### 3. Fund balance - compared to the prior year



### 4. Historical trends of individual components

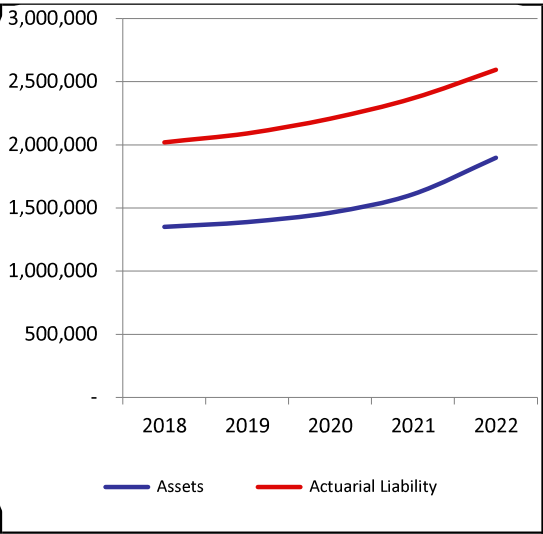


### Commentary:

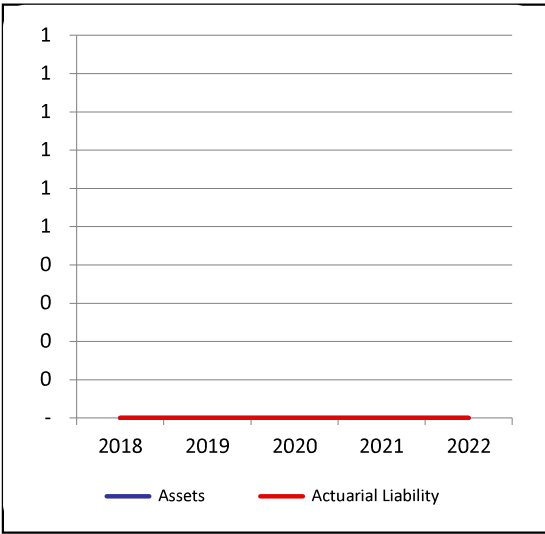
For more information on our unit's finances, contact Jill A. Barrett at (517) 542-2921 ext.123.

CITIZENS' GUIDE TO LOCAL UNIT FINANCES - CITY OF LITCHFIELD (30-2-020)

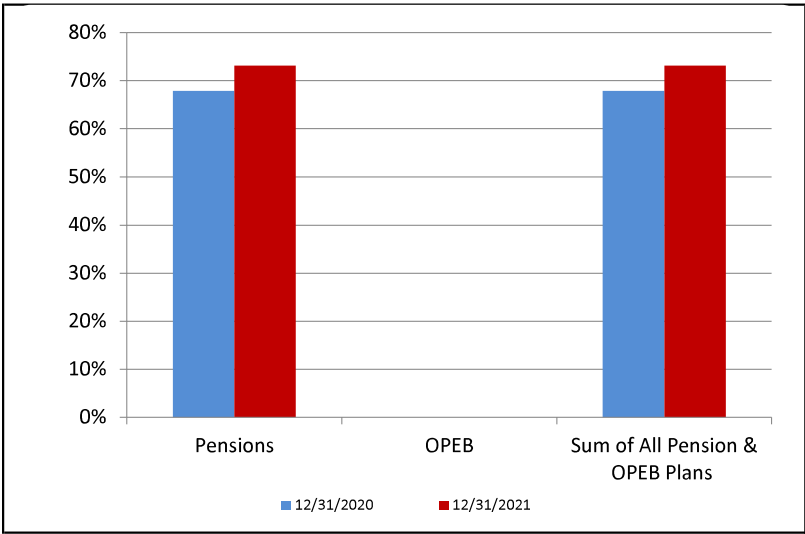
1. Pension funding status



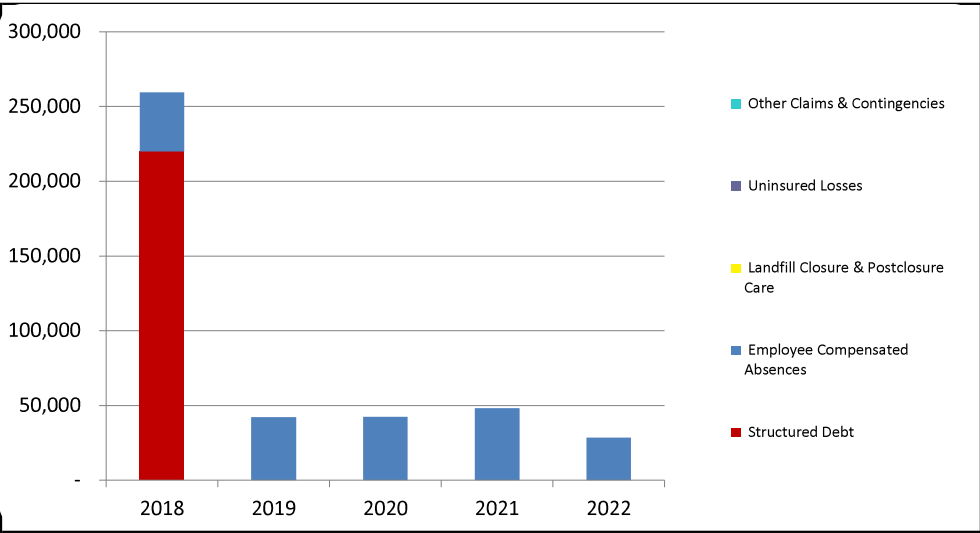
2. Retiree Health care funding status



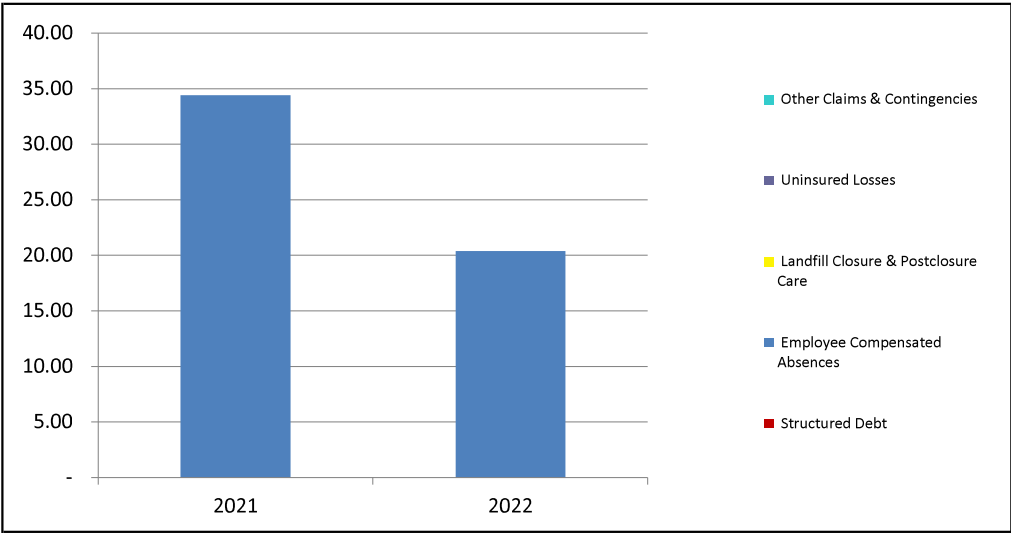
3. Percent funded - compared to the prior year



4. Long Term Debt obligations:



5. Debt & other long term obligations per capita - compared to the prior year



Commentary:

For more information on our unit's finances, contact Jill A. Barrett at (517) 542-2921 ext.123.